

CONSIDER WHAT IS BEST FOR YOU..



SIMPLE PERMANENT CONTRACEPTION

**A HIGHLY EFFECTIVE
AND COMPLICATION FREE
BIRTH CONTROL DEVICE**



Effective. Safe. Proven.

FILSHIE® - THE CLIP, A HIGHLY EFFECTIVE CHOICE FOR PERMANENT CONTRACEPTION

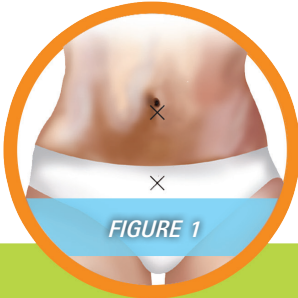


- Easy to apply
- Quick laparoscopic procedure
- Immediately effective
- Can be applied immediately following childbirth
- Minimal permanent tubal tissue damage allows for reversibility
- Non-hormonal
- Does not contain copper
- In use for over 30 years in millions of women

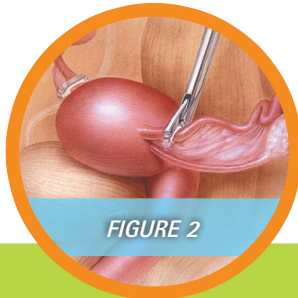
Filshie Clips – Ready when you are...

THE PROCEDURE

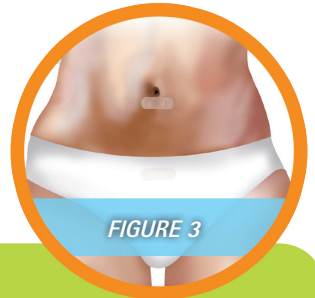
The Filshie Clip procedure is usually performed under general anaesthetic and takes less than 30 minutes to perform. Patients may go home within 1-2 hours after the procedure.



The Filshie Clip application is performed in your hospital outpatient department. During the procedure your doctor will make two small incisions into your lower abdomen to locate your Fallopian tubes with a laparoscope – a slim scope and camera system.



Once located, your doctor will close the Filshie Clips over the Fallopian tubes, immediately preventing sperm reaching your eggs. The clips have been proven to effectively and permanently hold the tubes closed.



The incision points are closed using a single stitch to reduce scarring. As this method does not require a subsequent confirmation test, Filshie Clips are immediately effective and do not require any follow up treatment or tests.

IMPLANTED MATERIALS:

Filshie Clips are made from biologically inert titanium and silicone, and have been implanted in millions of women for decades.

POST PROCEDURE

You may feel some discomfort or have other symptoms that last a few days:

- Dizziness, mild nausea, or tiredness and aching.
- Mild to moderate pain at the puncture sites on the abdomen.
- Discharge like a menstrual period for a day or two.
- Abdominal cramps and a possible feeling of weakness. These are like the discomforts some women have just before and during the menstrual period and usually disappear in a few hours.
- Gassy or bloated feeling in the abdomen. This is because the muscles stay relaxed for a time after being stretched by the gas put into the abdomen.

The site of the puncture where the operation was performed should be kept dry for about four days to make sure it heals well. Any bruising around the puncture site(s) should fade and disappear in about a week.

If the puncture site appears infected or is tender after a week you should contact your doctor.

Your doctor may recommend general anaesthesia. Please consult with your doctor about the benefits and risks associated with local and general anaesthetic methods.



*For a permanent
peace of mind*

IS THE FILSHIE CLIP RIGHT FOR YOU?

FILSHIE CLIPS MIGHT BE RIGHT IF:

- You want to avoid being among the majority of IUD users who have the devices removed early due to discomfort.^{1,2}
- You are concerned about pregnancy from an IUD that may have fallen out of your body.
- You are concerned about potential mood swings and headaches from hormonal IUDs.
- You are concerned about the possible painful and heavy/irregular periods with a copper IUD.
- You expect a maintenance free method that doesn't require regular checking for proper placement of the device.
- You do not want to worry about complications from IUDs if you get an infection in your uterus or vagina.
- You desire permanent birth control without worry or ongoing involvement.
- Compared to complete removal of the tubes ("salpingectomy"), you seek a less invasive surgical procedure that has fewer potential complications.
- You are concerned that premature menopause resulting from salpingectomy has not yet been ruled out.

POTENTIAL COMPLICATIONS

- No device that intervenes with nature is perfect, but Filshie Clips are proven to be as effective or more effective than any other birth control method.³
- Based on long-term data, Filshie Clips are 99.76% effective, reflecting a very low risk of misapplication.³
- After tubes eventually separate, some clips may migrate within the abdominal cavity. This is normally without symptoms, and is less risk to long-term well-being than removing a migrated clip.⁴
- Ask your doctor about risks of anaesthesia.
- Medical grade silicone and titanium may contain trace amounts of nickel. Filshie Clips have been tested to be biologically non-reactive. Consult with your doctor to conduct an allergy test if you suspect hypersensitivity to nickel.





*Maximum Performance
Minimum Risk*

FREQUENTLY ASKED QUESTIONS

HOW EFFECTIVE IS THE FILSHIE CLIP?

Filshie Clips are 99.76% effective³. It is based on real, long-term data involving a large number of women. The effectiveness rate is higher than typical rates for other types of contraception, both surgical and temporary.

IS THE FILSHIE PROCEDURE PAINFUL?

Patients normally receive general anaesthetic to undergo the procedure. There may be some short term discomfort around the incision site and menstrual cramping. This can be treated with pain medication, and is expected to promptly go away.

HOW LONG IS THE RECOVERY?

Filshie Clip application is typically performed as a day case. Therefore, it is unlikely you will

need to spend a night in the hospital. You may go home 1-2 hours after the procedure, but someone should be available to assist you as necessary. You should try to resume your normal daily routines as soon as possible after the procedure. However, avoid any vigorous exercise for two weeks after surgery.

IS A FILSHIE PROCEDURE REVERSIBLE?

Yes. To reopen the Fallopian tubes, there is a greater than 80% success rate of reversibility⁵. However, Filshie Clips are designed to be permanent birth control. Although reversibility is usually successful, it is a surgical procedure that is often not covered by the NHS or other healthcare providers.

HOW LONG DOES THE PROCEDURE TAKE?

The overall procedure should take no longer than 30 minutes to complete.

DO I HAVE TO USE OTHER BIRTH CONTROL METHODS OR HAVE OTHER TESTS PERFORMED BEFORE FILSHIE CLIPS ARE EFFECTIVE?

No. Filshie Clips are immediately effective and require no confirmation tests to show the Fallopian tubes are blocked.

I AM CURRENTLY TAKING THE PILL. CAN I IMMEDIATELY STOP TAKING IT AFTER MY FILSHIE CLIPS ARE PLACED?

No. Although Filshie Clips are immediately effective against transmission of sperm to the

egg, you must continue to take the pill until your next period. This prevents the possibility of a rare tubal pregnancy, which can happen if sperm is present before the Filshie Clip procedure.

CAN I HAVE AN MRI SCAN?

Yes. It is possible to carry out an MRI scan as the materials used in the Filshie Clip are non-magnetic.

WHAT IF I HAVE A LATEX OR NICKEL ALLERGY?

The Filshie Clip is made from titanium and silicone that is tested to be inert (non-reactive) in the body.

One of the most effective methods of contraception

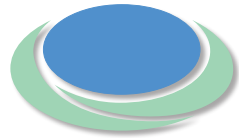
TALK TO YOUR DOCTOR TO LEARN MORE ABOUT WHETHER FILSHIE CLIPS ARE RIGHT FOR YOU, AND TO COMPARE THE TOTAL COST OF CONTRACEPTION ALTERNATIVES.



- Proven history of success: Within a 30 year span, over 13 million clips have been applied worldwide.
- The Royal College of Obstetricians and Gynaecologists recommends the Filshie Clip for laparoscopic surgical contraception.
- All women are candidates for Filshie Clip placement: There are virtually no limitations due to anatomy or structure which would prevent successful application of Filshie Clips to the Fallopian tubes.
- MRI Safe: Patients with Filshie Clips may safely undergo an MRI scan.
- Allows for likely reversal: Only a small portion of each fallopian tube is affected, allowing for surgical restoration of the tubes.
- Clinical practice recommendations advise that long-term effects from the general use of salpingectomy are not yet known.⁶⁻⁸

REFERENCES:

1. Backman T, Huhtala S, Blom T, Luoto R, Rauramo I, Koskenvuo M. Length of use and symptoms associated with premature removal of the levonorgestrel intrauterine system: a nation-wide study of 17,360 users. *BJOG: An International Journal of Obstetrics and Gynaecology*. 2000;107(3):335-9
2. Long-acting reversible contraception (update). National Institute for Health and Care Excellence (NICE), Clinical Guideline 30, September 2014.
3. Kovacs GT, Krins AJ. Female sterilisations with Filshie clips: What is the risk failure? A retrospective survey of 30 000 applications. *Journal of Family Planning and Reproductive Health Care*. 2002 Jan;28(1):34-5.
4. Gad N, Aziz R, Siwicki K, Filshie clip migration into wall of urinary bladder presenting with acute abdominal pain. Case report and review of English literature: from 1990 to April 2009, *Pelvipereineology* 2010;29:84-7
5. Hulka JF, Noble, AD, Letchworth AT, et al, Reversibility of clip sterilizations. *Lancet* 1982 Oct 23;2(8304):927
6. Szender J, Lele S, Fallopian tube ligation or salpingectomy as means for reducing risk of ovarian cancer, *AMA J Ethics*. 2015 Sep 1;17(9):843-8.
7. Salpingectomy for ovarian cancer prevention. Committee Opinion 620, ACOG. *Obstet Gynecol* 2015;125:279-81.
8. Venkatesh KK, Clark LH, Stamilio DM. Cost-effectiveness of opportunistic salpingectomy vs tubal ligation at the time of cesarean delivery. *Am J Obstet Gynecol* 2019;220:106.e1-10.



FEMCARE

FEMCARE LIMITED
32 Premier Way
Romsey
Hampshire SO51 9DQ
United Kingdom
(UK) (01794) 525100
(FR) (09) 7518 5477
enquiries@femcare.co.uk

FEMCARE AUSTRALIA
Unit 12, 5 Gladstone Road
Castle Hill NSW 2154
(02) 9045 4100
customer@femcare.com.au

FEMCARE CANADA
6355 Kennedy Road, Unit 15
Mississauga, ON L5T 2L5
(905) 795 1102
customer@femcare.ca